

Welcome to Hope Valley College

A curriculum that inspires and nurtures every individual to be their best



2024

Welcome to GCSE Information Evening 2024

2024

Succeeding in year 11

Turn up
Take part



GCSE Information Evening

The single most important thing you can do is come to school whenever you possibly can

In 2024, students who attended school for at least 9/10 sessions got more than a third of a grade better than others **across all their GCSEs.**

**MOMENTS
MATTER,
ATTENDANCE
COUNTS.**

Important dates

Subject evening for
parents/ carers: 12th
November



Mock exams: 25th
November – 6th
December



Core mock exams:
3rd- 7th February



Results day:
21st August 2025



Final exams: GCSE
examination period:
5th May 2025 until
25th June 2025



Leavers Assembly:
23rd May



Examination courses

AQA

- English Language
- English Literature
- History
- Art & Design
- Biology
- Chemistry
- Physics
- Combined Science (Trilogy)
- French
- Design & Technology

WJEC

- Engineering
- Geography
- Hospitality & Catering
- Music

OCR

- Computer Science

Pearson

- Drama
- Mathematics
- Physical Education



HOME • ABOUT US • CURRICULUM • KEY STAGE 4 CURRICULUM

Key Stage 4 Curriculum

We offer a wide range of GCSE and vocational courses to our students at Key Stage 4 (Years 10 and 11).

COURSES AVAILABLE

ART (ART AND DESIGN) ▾

COMPUTER SCIENCE ▾

DRAMA ▾

DESIGN AND TECHNOLOGY ▾

ENGINEERING ▾


In this section

Key Stage 3 Curriculum

Key Stage 4 Curriculum

Personal Development

- PSHE sessions and the assembly programme are designed to help:
 - how to manage next steps
 - What to choose for post -16
 - Managing influences



Who can help in school?

- Tutors: first point of contact for any concerns
- Head of Key Stage: Mr Jenkinson
- Pastoral Team: Mrs Daniel
- Deputy Heads: Mr Beeden and Ms Hayes

Challenges to navigate

- Owning your own learning
- Asking for help
- Organisation: notes, hand outs, booklets, log ons
- Managing time – social time, study time, sleep time, paid work
- Prioritising work according to how much credit it's worth
- Planning and carrying out your revision.
- Reviewing the plan

How you can help

- Provider – a quiet space, a ‘workbox’ of pens, highlighters, post-its, folders, files, paper etc.
- Project Manager – agree a plan, a programme of works.
- Advisor – help break down tasks, make them more manageable, build in time for relaxation/flexibility.
- Go-between – liaise with school and tutor
- Study buddy – testing, review revision strategies.
- Researcher/Interpreter - help understand exam structure and content, find past papers.

What's the best way to remember- can you guess the correct order?

A- Keyword mnemonic

B-Practice testing

C-Summarisation

D-Spaced practice

E-Highlighting

F-Rereading

G- Imagery for text

B-Practice testing

D-spaced practice

C-Summarisation

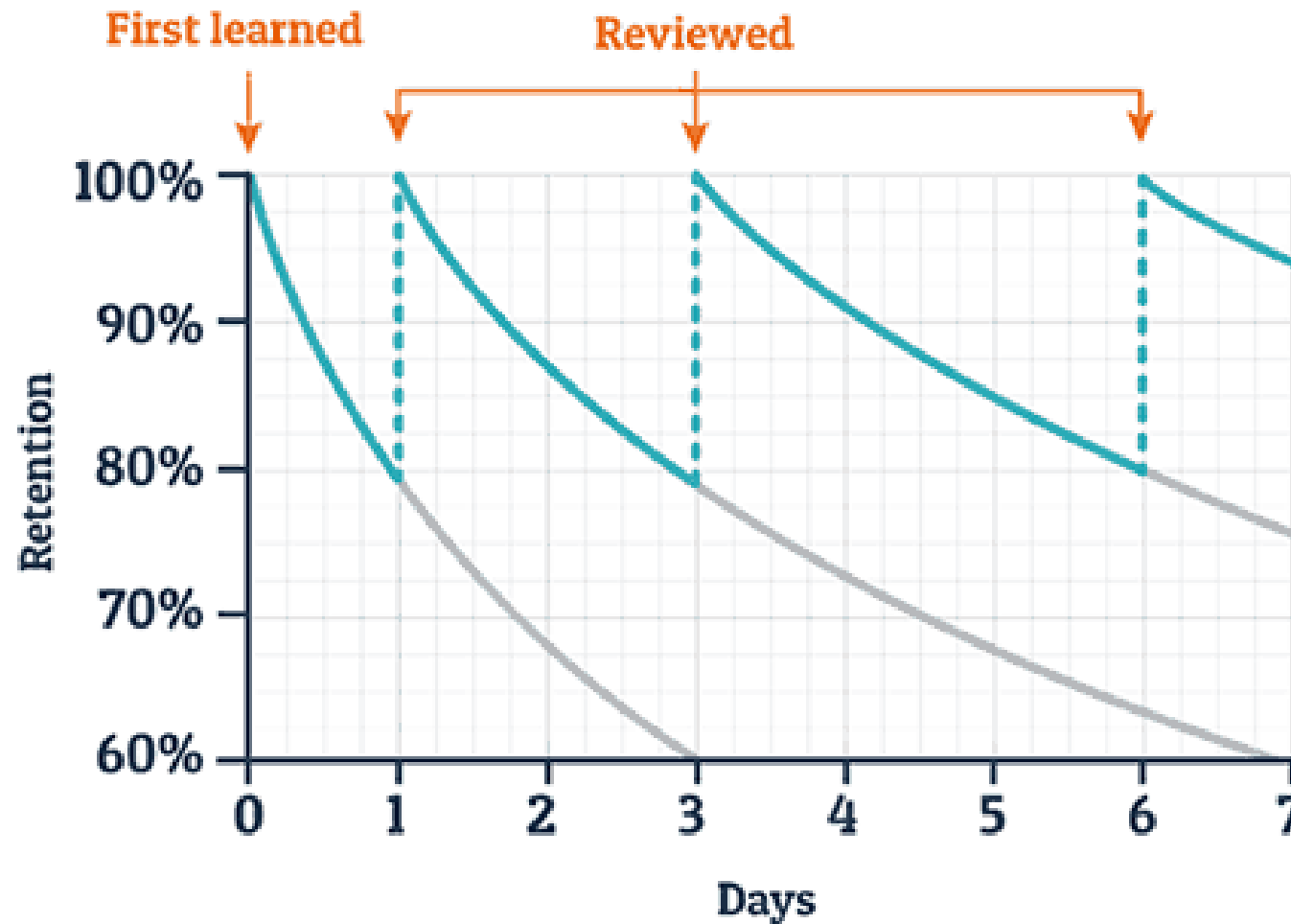
E-Highlighting

A- Keyword mnemonic

G- Imagery for text

F-Rereading

Typical Forgetting Curve for Newly Learned Information



The forgetting curve

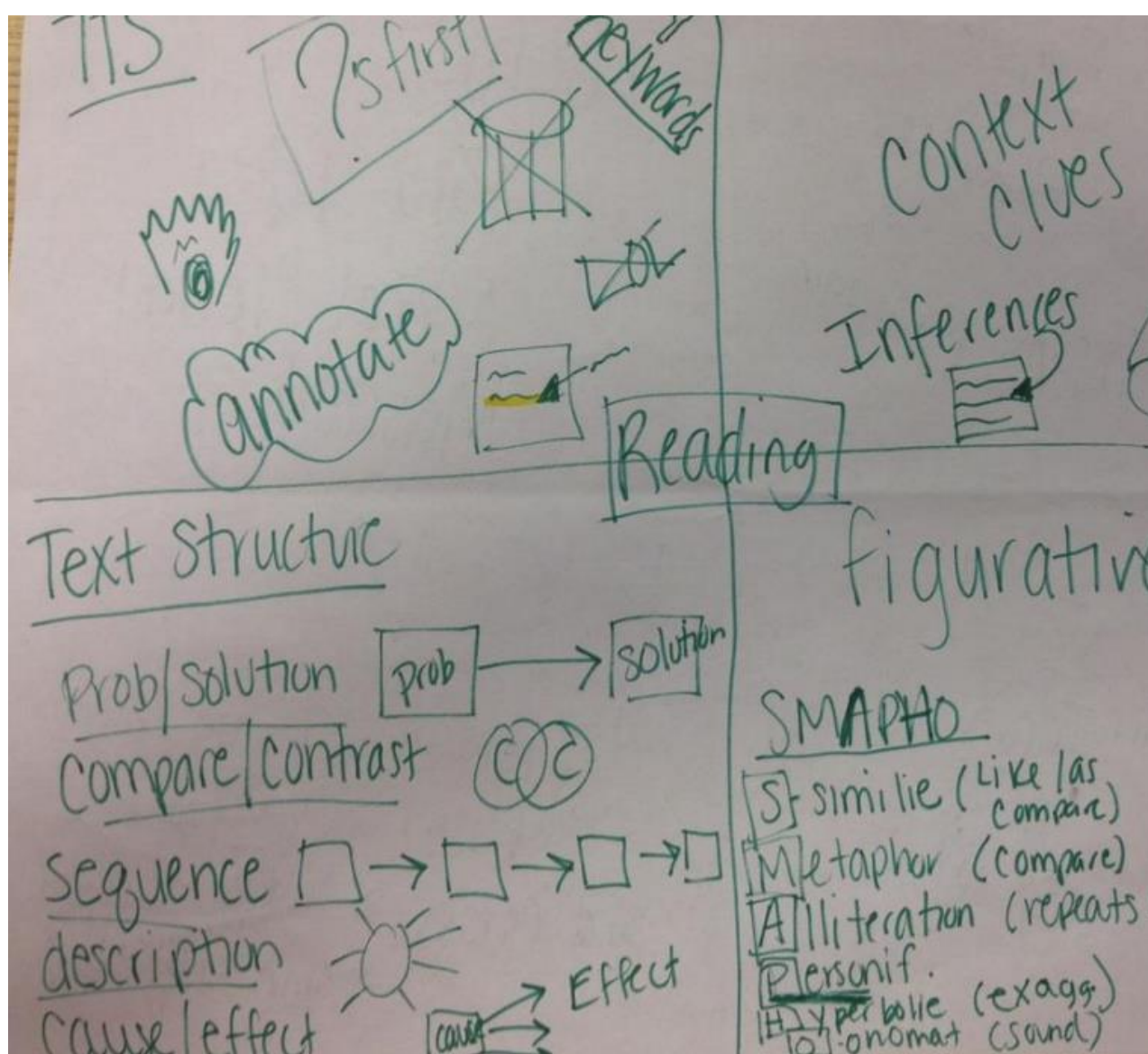
How can I **support** my child with **English**?

- Encourage **regular revision** and rereading
- Refer to **knowledge organisers**
- Help with learning of **quotations**
- Help with learning **vocabulary** lists
- Complete **assessment practice**: in timed conditions
- Make use of **feedback** – encourage them to refer back to their exercise book and to the feedback they have received
- Analyse the **model responses** and **upgrade** their own work
- Watch **film** versions of the texts or visit the **theatre** to see a production

Task 1: English:

Write down everything
you can remember
about Christmas Carol

How many quotations
can you remember?



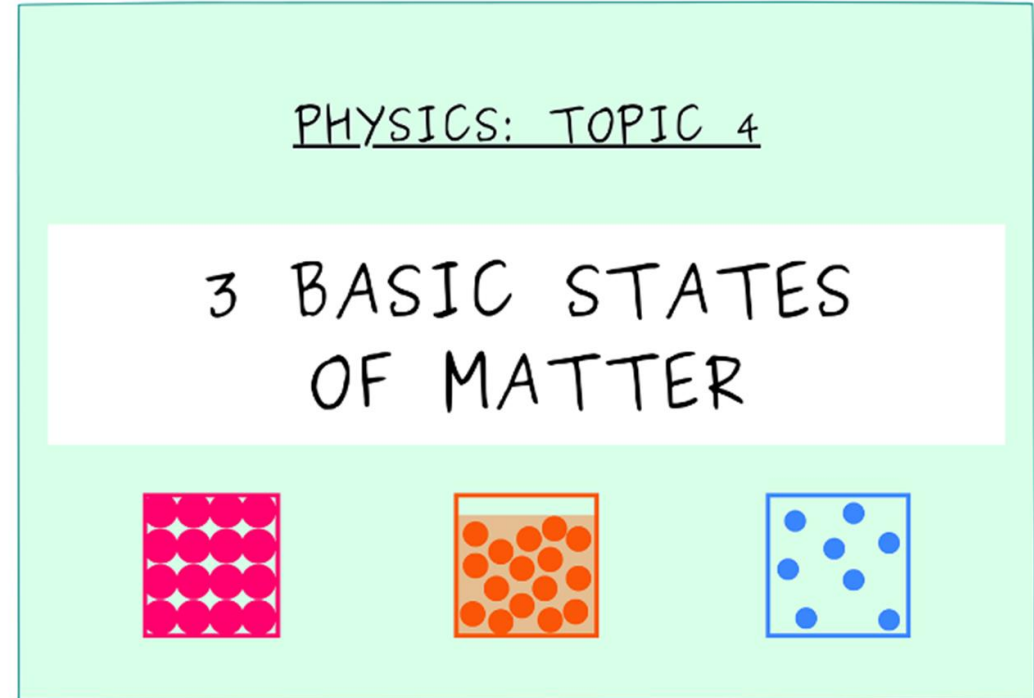
Revision techniques

How can I **support** my child with **Science**?

- Key homework assessments
- Recall homeworks
- Kerboodle
 - Knowledge organisers
 - Worksheets to bump up your grade
 - Extension work
 - Practice questions
 - **Use for pre-learning: focus on keywords and use of language**

Look at the knowledge organiser

Create a flashcard or cards to help you revise the '3 basic states of matter'



How can I **support** my child with **Maths**?

- Ensure your child has the necessary equipment: Pen, pencil, ruler, protractor and compass
- For papers 2 and 3 a scientific calculator is needed. Students should be bringing them to every lesson so that they know how to use them correctly
- Encourage them to go back over work at regular intervals: Sparx is a great resource for this
- All students have a list of topics which they need to work more on

Look at your list of priorities

Make a plan for the next week: use the revision timetable in your booklets to help


When can you do extra to sort out the 'red' topics?



1

Start as early as you can

Cramming at the last minute is stressful and has limited success.



2

Make a plan

Work out how much time you have and how long you can spend on each subject.



3

Create a suitable space

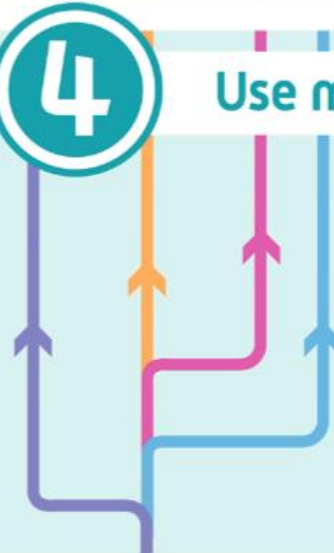
Find a quiet spot away from distractions and keep your things all in one place.



4

Use methods best for you

Choose the most appropriate revision methods and try to use a mixture for best results.



5

Take regular breaks




It is possible to work too hard! Your brain needs a rest to help it process information.

6

Revise with a friend

Talking through what you've learned can help information stick.



7

Use past papers

These are a great way of getting used to the exam format and testing what you've learned.



8

Eat healthily


Certain foods boost your brainpower and will make you remember more.



Remote login

Please find below links to the different apps and online systems we use

Accelerated Reader



CEOP - report online abuse



New to GCSEPod?
[Get started](#)

Need help?
[Forgotten my login details](#)

[Info for Parents / Carers](#)

[f](#) [@](#) [t](#) [v](#)



Login

Username or Email

Password

[Login](#)

Or sign in with:


 [Sign in with Google](#)  [Sign in with Office 365](#)

Your GCSEPod account and external account must have matching email addresses.

GCSEpod



Outlook



Planet EStream

